

JEEP® BRAND RESOURCES

You can follow these simple steps to find the new Jeep® vehicle that meets your needs — and suits your lifestyle.

VISIT YOUR DEALERSHIP.

Your Jeep dealer's knowledgeable and professionally trained staff can guide you through the shopping process with expert advice. You'll bring along some expertise of your own after you ...

VISIT JEEP.COM.


Our Web site offers detailed information on all Jeep vehicles. You can virtually assemble any Jeep 4x4 you like by choosing the model with your favorite color combinations, equipment and features — and then pricing it all out. If you have even more questions ...

CALL (800) 925-JEEP.

Our seasoned Jeep Brand customer service representatives are there with help — and all the answers.

WARRANTY.

Jeep vehicles are covered by a 3/36 Basic Limited Warranty and a 7/70 Powertrain Limited Warranty. Deductible applies to 7/70. Ask your dealer for additional details and a copy of these Limited Warranties.



FINANCING OPTIONS.

Chrysler Financial, a member of the DaimlerChrysler Services Group, has flexible payment plans and financing products available for qualified buyers. Ask your Jeep dealer to help you arrange a Chrysler Financial financing or leasing plan that is adaptable to your vehicle needs and your lifestyle. To find more information about our wide variety of financing products, use our loan/lease payment estimator or apply for pre-approval, visit chryslerfinancial.com.



Jeep is a registered trademark of DaimlerChrysler Corporation.

Form no. 74-383-2333 1/03(401M) Litho in USA



04

The Jeep, Experience

06

Grand Cherokee Overland

12

Grand Cherokee Limited

16

Grand Cherokee Laredo

20

Grand Cherokee Special Edition

22

Specifications

23

Standard/Optional Features



The Jeep legend began in earnest with the Willys MB, a 4x4 so vital to the Allies' cause in World War II that General Dwight D. Eisenhower proclaimed that we could not have won the war without it.

Brilliant Black Grand Cherokee Overland, Inca Gold Wrangler Rubicon and Cactus Green Liberty Renegade* shown.

*Light bar is intended for use only when vehicle is off-road. Due to equipment regulations, Liberty Renegade may not be available in all states.

In late 1941, the U.S. Army took delivery of the legendary Willys MB 4x4 — and military travel was revolutionized. After the war, the Willys CJ (the first civilian Jeep vehicle) began appearing on mountainsides across America, traveling via the “Jeep Trails” that

The Jeep® Brand: A Hero's Trail

still dot many of the most remote landscapes. That noble capability lives on today in the new 2004 Jeep Grand Cherokee, 2003 Liberty and 2003 Wrangler. Each is built to travel a hero's trail — one forged over six decades ago and constantly evolving.



After winning dozens of prestigious awards over the years, we've earned the right to show our pride. And so, Jeep® Grand Cherokee can stake a claim on any 4x4 mountain. With deep roots in the heroic Willys MB that started it all, the new 2004 Grand Cherokee is built to live up to its legendary status. Here, you experience full 4x4 capability, sized right so as not to overwhelm, but to overcome the challenges you meet on the road.

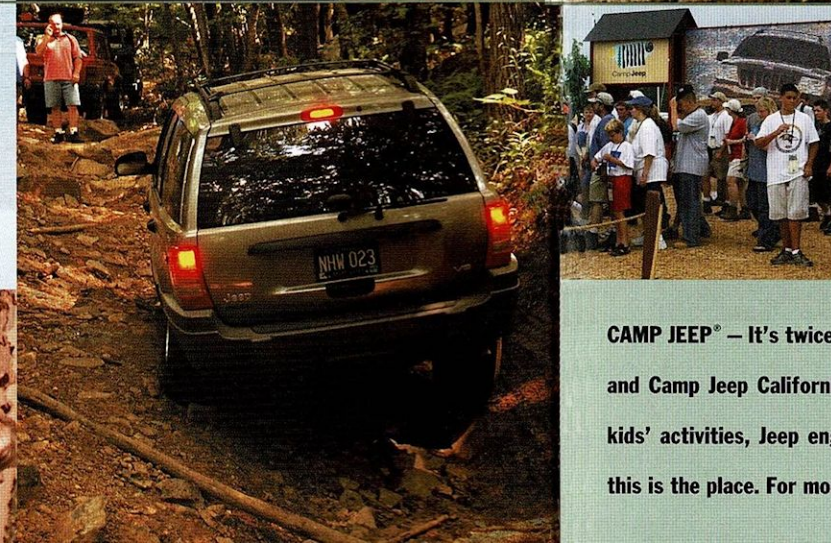

A 4x4 Legend: Refined

Choose from the potent Grand Cherokee Overland sporting an updated interior, grille treatment and chrome accents (pp. 6-11); the stylish Limited, similarly updated to include more than a hint of extra class (pp. 12-15); the rugged Laredo, built to make you comfortable during every kind of on- or off-road trip (pp. 16-19), and the new Special Edition that combines refinement with value (pp. 20-21). As you browse through these pages, relax, and enjoy the ride.



JEEP JAMBOREES — Fun-filled Jamborees provide Jeep vehicle owners with unprecedented opportunities to discover stunning backcountry, challenge their 4x4s and meet friendly people who are as genuine as the Jeep Brand itself.

To request the *Jeep Jamboree 2003 Fieldguide*, call (800) 925-JEEP.



Find out more about CAMP JEEP and JEEP JAMBOREES @ jeep.com


CAMP JEEP® — It's twice the adventure this year at Camp Jeep 2003 in Virginia and Camp Jeep California. If you enjoy four-wheeling, free outdoor concerts, kids' activities, Jeep engineering roundtables, making new friends and more, this is the place. For more information, call (800) 789-JEEP.





JEEP
GRAND
CHEROKEE

07



A Standard
17x7.5-inch
Chrome Cast
Aluminum*

B Optional
17x7.5-inch Rogue
Cast Aluminum,
Chrome Clad*

*Also available
as a Mopar
Accessory.

You can't mistake it. The superior Overland is the ultimate Jeep® Grand Cherokee. From its distinctive chrome-finish slotted grille to its painted rock rails, you know you're in for one heck of an adventure — with a little extra “oomph” thrown in. After all, appearances do count. Who doesn't like to look good crawling over boulders the size of Texas or towing your weekend watercraft?

OVERLAND: Superior Civility

The Overland Exterior Distinction • Exclusive Overland badging • Power sunroof • Rain-sensitive wiper system that takes the worry out of rain visibility • Dual power, foldaway, heated mirrors with driver's memory settings to help you see or stay out of the way • Rock rails for lower-body off-road protection • Available adjustable pedal system enhances driving safety and comfort

For additional Overland features and options, see page 23.

Grand Cherokee '04 exterior enhancements include a new front bumper fascia and grille design. On Overland models, this new look includes integrated round fog lamps, chrome tow hooks, a chrome insert on the bodyside cladding and chrome cast aluminum wheels. Shown in Bright Silver.

Brilliant Black
Crystal Pearl Coat

Midnight Blue
Pearl Coat

Graphite
Metallic

Inferno Red
Tinted Pearl Coat

Onyx Green
Pearl Coat

Bright Silver
Metallic



Redesigned for '04, Grand Cherokee's distinctive slotted grille more adequately reflects its Jeep Brand heritage. After all, Overland's name is derived from Willys-Overland, the company that delivered the legendary Willys MB to the U.S. Army.



TIRE
PSI 36 35
28 36

Overland's available
Tire Pressure Monitoring
System transmits tire-
pressure readings to
a receiver located in
the overhead console,
notifying you if a tire's
pressure is low.

The standard has been set with Overland's High-Output 4.7L Power Tech V8, which delivers 265 peak horsepower and 325 pound-feet of torque for incredible power and performance. And your go-anywhere attitude is unrivaled due to the advanced Quadra-Drive® four-wheel-drive (4WD) system. Translation? Overland can take you to the top of the mountain. Right where you belong.

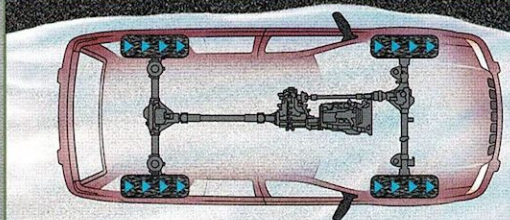
OVERLAND: Strength to Carry

The Overland Power Distinction • High-Output 4.7L Power Tech V8 engine • Five-speed fully electronic multirange automatic transmission with shifter-mounted overdrive lockout switch • Quadra-Drive 4WD system with Quadra-Trac II® transfer case and Vari-Lok® front and rear progressive locking axles • Up Country Suspension Group

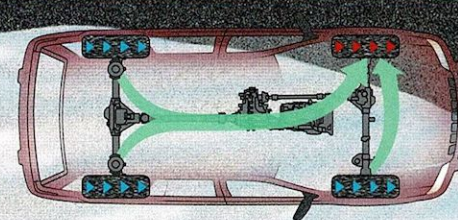
For additional Overland features and options, see page 23.

The definitive word in capability is a standard offering on Overland. With Quadra-Drive, the Jeep Brand's most advanced four-wheel-drive system ever, you enjoy rear-to-front and side-to-side torque transfer. This means you can keep Overland on the move, even when only one wheel has traction. Suddenly, your destinations are more numerous. Where will you go today?

LOSS OF TRACTION




TRANSFER OF POWER



With a High-Output V8 engine and towing capacity of up to 6,500 pounds when properly equipped, Overland is built to perform. See Towing Data chart on page 22 for required towing equipment.

Grand Cherokee Overland shown in Onyx Green.





Overland's available power-adjustable pedal system allows you to customize the brake pedal and accelerator placement — adding to your safety and comfort.

In this sumptuous landscape, the fast-paced outer world stands at bay. Melt into Overland's distinctive two-toned leather-trimmed seating, then rest your eyes on real Redwood Burl accents on the steering wheel and interior trim. Soothe yourself and your passengers with the Infrared Dual Zone Climate Control. The journey's just begun. Lucky you. (As if luck has anything to do with it.)

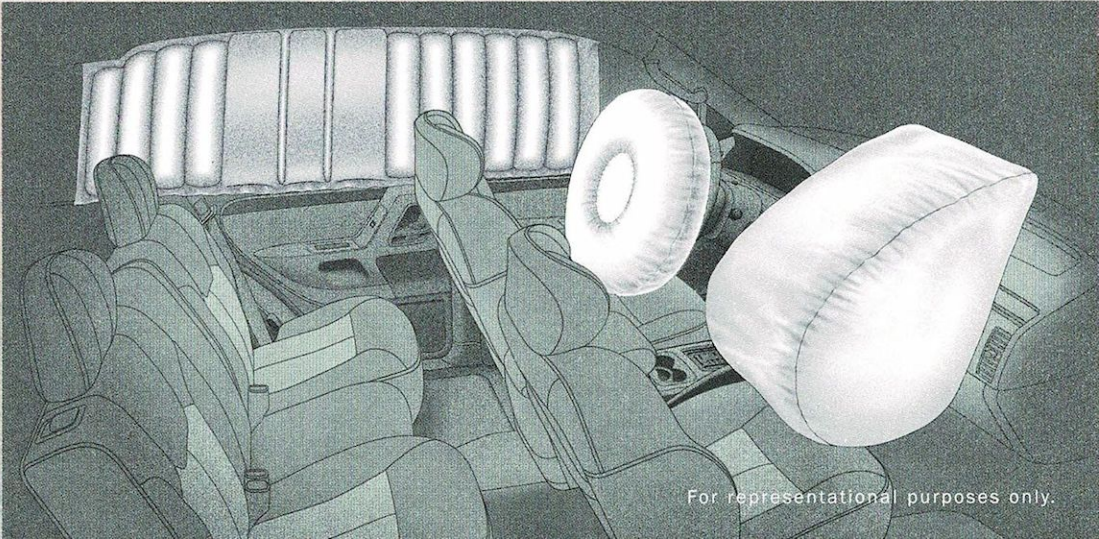
OVERLAND: Inner Grace

- The Overland Interior Distinction* • Ultra-cushioned two-toned leather-trimmed seats • Redwood Burl interior accents • Floor mats with embroidered Overland logo • Power, heated, driver and front-passenger seats • Power sunroof with express-open feature • Remote 10-disc CD changer • Available power-adjustable pedals

For additional Overland features and options, see page 23.

Supplemental side-curtain air bags* for front and rear outboard passengers join driver and front-passenger multistage air bags* to offer you greater peace of mind.

* Always use seat belts. Children 12 and under should always be in a backseat correctly using an infant or child restraint system, or the seat belt positioned correctly for the child's age and size.



For representational purposes only.

Newly designed seats with larger seatback holsters, more supportive seat cushions and new seat fabrics grace the '04 Grand Cherokee Overland interior. New two-tone leather-trimmed seats are Dark Slate Gray with Light Slate Gray leather inserts on the seatback and seat bottom.

Royale Leather, Dark Slate Gray with Light Slate Gray inserts



Redwood Burl Interior Trim



Overland's available Navigational Radio is the perfect travel companion. This system provides a colorful electronic map, turn-by-turn directions and voice prompts to assist you in reaching your destination.



Enjoy a VIRTUAL TOUR of Grand Cherokee @ jeep.com



A Standard
17x7.5-inch Avila
Cast Aluminum with
Sparkle Silver
painted accents.

B Available
17x7.5-inch
Chrome Cast
Aluminum*

C Available
17x7.5-inch Rogue
Cast Aluminum,
Chrome Clad*

*Also available
as a Mopar
Accessory.

Sure, it's grand. But underneath all that finery is an adventurous spirit ready to ride and rescue. Whether you're uptown or out of town, Grand Cherokee Limited is loaded with enough capability to cover any terrain and haul or tow with full-strength power. Best of all, it's built with true Jeep® Brand genes to put you in command of a full range of road conditions and driving situations.

LIMITED: Upscale Adventure

- *The Limited Power Distinction* • A choice of three capable Power Tech engines (190-horsepower in-line six, 235-horsepower V8 and 265-horsepower High-Output V8) • A choice of two advanced Jeep four-wheel-drive systems • Exclusive Quadra-Coil™ suspension
- Available Tire Pressure Monitoring System

For additional Limited features and options, see page 23.

Grand Cherokee can tow up to 6,500 pounds with either V8 engine and up to 5,000 pounds with the Power Tech I-6 engine. See Towing Data chart on page 22 for required towing equipment.



Brilliant Black
Crystal Pearl Coat

Midnight Blue
Pearl Coat

Deep Lava Red
Pearl Coat

Graphite
Metallic

Inferno Red
Tinted Pearl Coat

Onyx Green
Pearl Coat

Steel Blue
Pearl Coat

Light Pewter
Metallic

Bright Silver
Metallic

Stone
White



JEEP ACCESSORIES BY MOPAR offer the opportunity to enhance and personalize your Jeep Grand Cherokee. They are available for purchase and installation at your Jeep dealer. This Grand Cherokee Limited is shown with Mopar Rock Rails and Splash Guards. See your dealer for the latest Mopar product information, and check out the Web site at mopar.com.

Grand Cherokee Limited (shown in Midnight Blue) is enhanced by integrated fog lamps, deep-tinted side and liftgate glass, chrome-accented grille, and body-color bumper fascias and lower bodyside cladding.





Grand Cherokee Limited leather-trimmed interior shown in Dark Slate Gray.

Royale Leather, Dark Slate Gray



Royale Leather, Sandstone



Royale Leather, Taupe



JEEP
GRAND
CHEROKEE

15



The secret's out. With 10 power adjustments, Limited's leather-trimmed driver's seat harmoniously matches the curve of your body. While you're at it, pick the ideal temperature for both you and your front passenger. To the technically savvy, it's called Infrared Dual Zone Climate Control. To you, it's simply another reason to reinstate the on- or off-road pleasure drive.

LIMITED: The Seat of Perfection

The Limited Interior Distinction • Jeep® Memory System with programmable features for two drivers • Infinity Gold™ Sound System with six premium speakers • Overhead console with customer-programmable safety/convenience features • Leather-wrapped steering wheel with audio controls and speed-control switches

For additional Limited features and options, see page 23.

Remote radio controls for station seeking, volume and CD/cassette selecting are conveniently located on the underside of the steering wheel.



Enjoy a Grand Cherokee INTERIOR VIRTUAL TOUR @ jeep.com



Standard 16x7-inch
Silverblade Cast
Aluminum with
Sparkle Silver
painted accents.

Heroic endeavors require particular capabilities. Whether you're aiding a fellow trail rider or trekking across the continent, Jeep Grand Cherokee Laredo makes all road trips possible. Consider its abundant ground clearance, available skid plates and full-time Selec-Trac® or Quadra-Trac II® on-demand four-wheel drive. When the call is made to serve and protect, you'll have the superior resources to remain in command, wherever you go.

LAREDO: Off-Road Hero

The Laredo Power Distinction • Standard 190-horsepower 4.0L Power Tech I-6 engine • 5,000-pound towing capacity when properly equipped • Standard Selec-Trac or available Quadra-Trac II four-wheel drive • Four-wheel disc antilock brakes with electronic brake distribution • Quadra-Coil™ suspension

For additional Laredo features and options, see page 23.

The exclusive Quadra-Coil suspension gives Jeep Grand Cherokee exceptional capability at pavement's end — without sacrificing its on-road manners.



Brilliant Black
Crystal Pearl Coat



Midnight Blue
Pearl Coat



Deep Lava Red
Pearl Coat



Graphite
Metallic



Inferno Red
Tinted Pearl Coat




Onyx Green
Pearl Coat



Steel Blue
Pearl Coat




Light Pewter
Metallic



Bright Silver
Metallic



Stone
White



The front and rear bumper fascias and lower bodyside cladding on Grand Cherokee Laredo (shown in Bright Silver with available Mopar Fog Lights) are made of an energy-absorbing polymer to help protect the vehicle exterior from stone damage.

Learn more about Jeep 4x4 SYSTEMS@jeep.com





Grand Cherokee Laredo cloth interior shown in Sandstone. Available low-back front bucket seats shown. High-back front bucket seats standard.

Landscape Cloth, Dark Slate Gray



Landscape Cloth, Sandstone



Landscape Cloth, Taupe




Remember to properly secure all cargo.

Laredo's interior is full of thoughtful touches, like this floor-mounted grommet that keeps the driver-side floor mat from sliding under the accelerator and brake pedals.



JEEP
GRAND
CHEROKEE



JEEP. PROVISIONS is an authentic collection of licensed gear for the Jeep enthusiast. To view a full range of products online, visit jeep.com.

Since no two tasks are alike, you can reconfigure the rear 40/60 split-folding bench seat to hold people and haul gear. Heading out on an off-road ramble? Your transfer case lever is within easy reach. And with remote keyless entry, you can forget about fumbling to unlock the door. That's peace of mind, refined and ready to drive — any which way you like.

LAREDO: Friend In Deed

- The Laredo Interior Distinction* • Standard cloth seating • Six-way power-adjustable driver's seat • Illuminated entry system • AM/FM stereo radio with CD player and six speakers • Power accessory operation delay • Full-length center-floor console • Dual visor vanity mirrors • Instrument panel-mounted auxiliary power outlet

For additional Laredo features and options, see page 23.

Take a **VIRTUAL TOUR** of the interior, and **LOAD IT** with cargo @ jeep.com

The Lockable Cargo Organizer from Mopar keeps cargo secure and hidden from view. Ask your dealer about the full line of Jeep Accessories by Mopar.





Standard 16x7-inch Silverblade Cast Aluminum with Sparkle Silver painted accents.

For Jeep 4x4 value with distinctive good looks, choose Grand Cherokee Special Edition. At its core is a rugged 4.0L Power Tech in-line six engine and Quadra-Trac II® four-wheel drive to provide superior strength. For comfort, there's a six-way power-adjustable driver's seat. For convenience, enjoy the available steering wheel-mounted radio controls. Team it with a 10-disc CD changer and six Infinity™ speakers, and you've got the right amenities paired with the rugged essentials.

SPECIAL EDITION: The Right Stuff

The Special Edition 4x4 Distinction • 195-horsepower 4.0L in-line six engine • Quadra-Trac II on-demand four-wheel drive

- Body-color front and rear fascias and cladding
- Fog lamps
- Leather-wrapped steering wheel
- Available power sunroof and power-adjustable pedals
- Available Tire Pressure Monitoring System

For additional Special Edition features and options, including a unique 4x2 version, see page 23.



Special Edition 4x4's available leather-trimmed seats (shown in Sandstone, also available in Taupe or Dark Slate Gray) offer exceptional comfort as well as an upscale appearance.

Brilliant Black
Crystal Pearl Coat



Midnight Blue
Pearl Coat



Deep Lava Red
Pearl Coat



Graphite
Metallic



Inferno Red
Tinted Pearl Coat




Onyx Green
Pearl Coat




Steel Blue
Pearl Coat




Light Pewter
Metallic



Bright Silver
Metallic



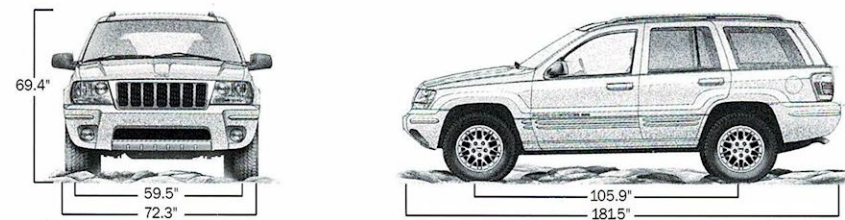
Stone
White



The monochromatic exterior of Grand Cherokee Special Edition, shown here in Steel Blue, provides a distinctive appearance.



Technical Specifications



Exterior Dimensions (inches unless otherwise specified)	
Length	
Wheelbase	105.9
Overall Length	181.5
Width	
Overall Width	72.3
Track, front/rear	59.5/59.5
Height	
Overall Height (without roof rails/including roof rails)	69.4/70.3
Ground Clearance (at curb weight)	Min. available 8.7 Max. available 9.1
Approach Angle/Departure Angle	36.7° /28.6°
Breakover Angle	22.6°

Interior Dimensions (inches unless otherwise specified)	
Head Room, front/rear	39.7/39.5
Leg Room, front/rear	41.4/35.3
Shoulder Room, front/rear	58.9/57.8
Cargo Volume (cu ft)	
Rear Seats Up/Folded	39.0/72.3
Seating Capacity	5

Capacities/Weights	
Fuel Tank (gal)	20.5
Base Curb Weight (lb)	
4.0L Power Tech I-6 engine, 2WD/4WD	3,784/3,989
4.7L Power Tech V8 engines, 2WD/4WD	3,877/4,081
Payload Capacity (lb)	
(with all occupants and cargo)	1,000
Maximum Gross Vehicle Weight Rating (lb)	
4.0L Power Tech I-6 engine, 2WD/4WD	5,150/5,400
4.7L Power Tech V8 engines, 2WD/4WD	5,200/5,500

Body/Suspension/Chassis	
Body Design	UniFrame Construction — Body sheet metal and frame structural members welded and bonded into a single unit
Quadra-Coil™ Suspension	Front, solid axle with four locating arms, coil springs, track and stabilizer bars; dead axle on 2WD models. Rear, solid axle with two lower trailing arms, triangular upper arm, coil springs, stabilizer bar
Up Country Suspension Group	Unique front and rear springs, rear jounce bumpers/spacers, rear stabilizer bar bushings, high-pressure gas-charged shock absorbers, increased ride height of about 1 inch. Also includes Skid Plate Group, P245/70R16 (Special Edition) or P235/65R17 SR-A OWL (Limited) all-terrain tires
Vari-Lok® Rear Differential	Available progressive locking differential
Steering	Power-assisted, recirculating ball
Turns	2.94, lock-to-lock
Turning Diameter (ft)	37.4 (curb-to-curb)
Brake System	Front/Rear — Power-assisted disc brakes Antilock Brakes — Three-channel with active wheel speed sensors and electronic brake distribution (EBD)

Powertrain			
Engines	4.0L Power Tech I-6	4.7L Power Tech V8	High-Output 4.7L Power Tech V8
Horsepower, SAE net @ rpm	195 @ 4,600	235 @ 4,800	265 @ 5,200 ¹
Torque, net lb-ft @ rpm	230 @ 3,000	295 @ 3,200	325 @ 3,600
Displacement, cu in (cc)	242 (3,960)	287 (4,701)	287 (4,701)
Fuel System	Sequential multipoint electronic fuel injection	Sequential multipoint electronic fuel injection	Sequential multipoint electronic fuel injection
Transmissions	4-speed automatic with overdrive	5-speed multirange automatic with overdrive	5-speed multirange automatic with overdrive
Gear Ratios, :1			
1st	2.74	3.00	3.00
2nd	1.54	1.67 (upshift)	1.67 (upshift)
2nd alternate	—	1.50 (kickdown)	1.50 (kickdown)
3rd	1.00	1.00	1.00
4th	0.71	0.75	0.75
5th	—	0.67	0.67
Reverse	2.20	3.00	3.00
Axle Ratio, :1	3.55	3.73	3.73

¹When using premium unleaded fuel. This engine operates safely and satisfactorily using regular unleaded fuel.

Four-Wheel-Drive Systems	
Selec-Trac® NV242	Full-time; two-speed with shift on the fly; includes low range (2.72:1); allows for two- or four-wheel-drive mode, full- or part-time 4WD; single-lever transfer case mode operation
Quadra-Trac I® NV147	On-demand; utilizes a gerotor coupling for improved response; high range only (does not include neutral or low-range positions)
Quadra-Trac II® NV247	On-demand; includes low range (2.72:1); single-lever transfer case mode operation
Quadra-Drive® NV247	On-demand; utilizes a gerotor coupling in the Quadra-Trac II transfer case and in the Vari-Lok front and rear progressive axles to send torque to the front driveshaft and/or from side-to-side within each axle when wheel slippage occurs; includes low range (2.72:1); single-lever transfer case mode operation

Towing Data		
Engine	Transmission	Maximum Loaded Trailer Weight (lb)
4.0L Power Tech I-6	4-speed automatic	5,000
4.7L Power Tech V8	5-speed automatic	6,500
High-Output 4.7L Power Tech V8	5-speed automatic	6,500
Class III/IV Towing (lb)		
Maximum gross combined weight rating (Class III) (2WD/4WD)		9,550/7,550
Maximum gross combined weight rating (Class IV) (2WD/4WD)		11,000/11,000
Tongue Load Limit		750

Trailer Tow Prep Group includes:		
Axle Ratio (Class III/IV)		
3.73:1		
Trailer Tow Group includes items listed above, plus:		
Engine Required (Class III/IV)		
4.0L Power Tech I-6/4.7L Power Tech V8s		
Hitch frame-mounted receptacle for load-equalizer type hitch		
Wiring harness with 7- to 4-pin adapter		

RESTRICTIONS: Trailer frontal area limitation of 64 square feet: maximum trailer length 25 feet (Class III) or 30 feet (Class IV); trailer sway control and low-profile mirrors recommended. This chart is meant to serve as a quick and easy reference guide on how to properly equip your Jeep, Grand Cherokee for towing. For specific details, however, discuss your plans with your Jeep dealer, who will help you select the right equipment to meet your specifications.
CAUTION: Never overload your vehicle beyond these design capacities. DaimlerChrysler Corporation cannot be responsible for brake performance if the Jeep vehicle and hydraulic brake systems are in any way connected. A separate brake system for all trailers weighing over 1,000 pounds gross is recommended. (State laws should be checked for trailer brake requirements.) See Owner's Manual for important information regarding proper operation of this vehicle.

All product illustrations, specifications and competitive comparisons are based upon current information at the time of publication approval. Although descriptions are believed correct, complete accuracy cannot be guaranteed. DaimlerChrysler Corporation reserves the right to make changes at any time, without notice or obligation, in prices, specifications, equipment, colors and materials, and to change or discontinue models. Some of the equipment shown or described throughout this catalog is available at extra cost. See your dealer for the latest information.

Jeep, Grand Cherokee, Overland, Liberty, Wrangler, the Jeep grille, Quadra-Drive, Quadra-Trac I, Quadra-Trac II, Selec-Trac, Vari-Lok, Trac-Lok, Quadra-Coil, Sentry Key, Mopar and Camp Jeep are trademarks of DaimlerChrysler Corporation. HomeLink is a registered trademark owned by Johnson Controls, Inc. Infinity and Infinity Gold are trademarks of Harman International Industries, Inc.

Standard and Optional Features

Safety and Security							CPOS SM Package							Laredo	Special Edition	Limited	Overland
Air Bags ¹ — Next Generation multistage driver and front-passenger							E	X	T	G	K	L					
— Supplemental side-curtain for front and rear outboard passengers							•	•	•	•	•	•	•	•	•	•	•
Brake-Park Interlock — Cannot shift out of Park unless brake pedal is applied							•	•	•	•	•	•	•	•	•	•	•
Brakes — Antilock four-wheel disc							•	•	•	•	•	•	•	•	•	•	•
Door Locks — Child-protection rear							•	•	•	•	•	•	•	•	•	•	•
— Power with illuminated controls, programmable							•	•	•	•	•	•	•	•	•	•	•
Engine Immobilizer — Sentry Key ²							•	•	•	•	•	•	•	•	•	•	•
Glass — Tinted, deep-tinted sunscreen on rear door, quarter and liftgate windows							•	•	•	•	•	•	•	•	•	•	•
HomeLink® Universal Transceiver — Programmable radio frequency codes for up to three different remote-controlled systems									•	•	•	•	•				
Jeep, Memory System — Programmable features for two drivers include driver's power seat positions, driver's power exterior mirror, 10 AM and 10 FM radio presets and last station settings, power-adjustable pedals (if equipped); includes two unique keyless entry key fobs																	
LATCH — Lower Anchors and Upper Tethers for Children; for compatible aftermarket child seats							•	•	•	•	•	•	•	•	•	•	•
Remote Keyless Entry — Two key fob transmitters with controls for power door locks, illuminated entry system, liftgate release and panic alarm							•	•	•	•	•	•	•	•	•	•	•
Seat Belts — Front height-adjustable with turning loops, front and rear outboard lap/shoulder belts and rear-seat center lap belt							•	•	•	•	•	•	•	•	•	•	•
Speed Control — Electronic with steering wheel-mounted controls							•	•	•	•	•	•	•	•	•	•	•
Tire Pressure Monitoring System — Monitors and displays in EVIC individual tire pressures for all four rotating tires and warns if pressure is higher or lower than the preset threshold									0	0	0	0	0				
Tires — Full-size spare with steel wheel (matching wheel on Overland)							•	•	•	•	•	•	•	•	•	•	•
— P225/75R16 Goodyear Wrangler ST all-season, OWL, radial							•	•	•								
— P245/70R16 Goodyear Wrangler SR-A all-terrain OWL (included in Up Country Suspension Group)							0	0	0/P								
— P235/65R17 Goodyear Eagle LS all-season, BSW, radial (included with High-Output 4.7L Power Tech V8)																P	
— P235/65R17 Michelin LTX all-season BSW, radial (not available with Up Country Suspension Group)											•	•					
— P235/65R17 Goodyear Wrangler SR-A all-terrain OWL (included in Up Country Suspension Group)											0/P	0/P	•				
Vehicle Security System — Monitors doors, ignition, hood and liftgate							0	0	•	•	•	•	•				

Exterior																		
Liftgate — Rear with fixed intermittent wiper/washer, flipper glass, electric defroster		•	•	•	•	•	•	•	•	•	•	•	•	•	•	•	•	•
Lighting — Quad-halogen aero-designed headlamps with time-delay feature		•	•	•	•	•	•	•	•	•	•	•	•	•	•	•	•	•
— Center high-mounted stoplamp, rear liftgate mounted		•	•	•	•	•	•	•	•	•	•	•	•	•	•	•	•	•
— Automatic Headlamps — Programmable headlamps-on-with-wipers and parade mode features										•	•	•	•	•	•	•	•	•
— Fog lamps, integral with front fascia										•	•	•	•	•	•	•	•	•
Mirrors — Dual power, foldaway		•	•	•						•	•							
— Power heated (included in Cold Weather Group)										P								
— Dual power, foldaway, heated, driver-side automatic-dimming											•	•	•	•	•	•	•	•
Roof Rack Side Rails — Side rails for use as cargo-carrying base		•	•	•	•	•	•	•	•	•	•	•	•	•	•	•	•	•
— Two adjustable cross rails, 150-lb carrying capacity		0	0	0	0	0	0	0	0									
Sunroof — Power with express-open and comfort-stop features		0	0	0	0	0	•	•	•									
Wiper System — Speed-sensitive, intermittent front and rear		•	•	•	•	•	•	•	•	•	•	•	•	•	•	•	•	•
— Rain-sensitive variable intermittent, automatic front, intermittent rear										0	0	•	•					

Interior																		
Air Conditioning — Manual control		•	•	•														
— Infrared Dual Zone Climate Control						•	•	•	•	•	•	•	•	•	•	•	•	•
Cargo Area — Tie-down loops in floor/quarter trim		•	•	•	•	•	•	•	•	•	•	•	•	•	•	•	•	•
— Cargo compartment cover, retractable		0	0	•	•	•	•	•	•	•	•	•	•	•	•	•	•	•
— Covered storage bin, includes auxiliary power outlet (included with 10-disc CD changer)						•	•	•	•	•	•	•	•	•	•	•	•	•
Floor Mats — Carpeted, front		•	•	•	•	•	•	•	•	•	•	•	•	•	•	•	•	•
— Carpeted, front and rear		0	0	•	•	•	•	•	•	•	•	•	•	•	•	•	•	•
Lighting — Cargo area lamp with overhead on/off switch, rear-passenger overhead reading/courtesy lamp with toggle feature, footlamps and glove box lamp		•	•	•	•	•	•	•	•	•	•	•	•	•	•	•	•	•
Mirrors — Rearview, day/night		•	•	•														
— Rearview, automatic-dimming day/night						•	•	•	•	•	•	•	•	•	•	•	•	•

*4x2 version only.



As a founding member and official sponsor, we urge all Jeep, vehicle owners to follow Tread Lightly! guidelines and “enjoy the outdoors responsibly.” To learn more, visit treadlightly.org or call (800) 966-9900.



Laredo



Special Edition



Limited



Overland

BUILD YOUR VEHICLE, GET A QUOTE, FIND A DEALER and more @ jeep.com

Interior <i>continued</i>		CPOS SM Package		E	X*	T	G	K	L
Seats — Rear 40/60 split-folding bench with height-adjustable, folding outboard head restraints				•	•	•	•	•	•
— Power, six-way, driver				•	•				
— Power, six-way, driver and front-passenger						•			
— Power, 10-way, driver, with easy exit feature and six-way front-passenger							•		
— Power, 10-way, driver and front-passenger with driver's easy exit feature								•	•
Steering Wheel — Vinyl with speed control switches and center horn pad				•	•	•			
— Leather-wrapped (color-keyed) with speed control switches, center-mounted horn pad and radio controls for volume, radio presets, seek and mode selection (included with leather-trimmed seats)							P	•	•
— Leather- and real wood-trimmed with speed control switches, center horn pad and radio controls for volume, radio presets, seek and mode selection									•
Sun Visors — Dual illuminated visor vanity mirrors with color-keyed sunshade extensions						•	•	•	•
Windows — Power with illuminated controls, driver's lockout with one-touch-down feature				•	•	•	•	•	•

